



suspenders®

SONNEMAN®
A WAY OF LIGHT



suspenders® is...

A delicately scaled, modular system of interconnected elements and suspended LED Luminaires. Suspenders can be configured and customized as individual lighting sculptures or as a tiered web of infinite scope and variety. The system is composed of three primary types of elements: horizontal elements called Power Bars, vertical elements called Hangers, and luminous LED elements called Luminaires. These elements are combined and connected to a Power Feed to form a limitless number of LED lighting sculptures.

CONTENTS

linear	grid
tandem	gridscape
zig-zag	truss
surface-mounted	rings
freeform	wall-mounted
tri-bar	luminaires

suspenders®

www.sonnemanlight.com

SONNEMAN®
A WAY OF LIGHT




in-line linear
shown with precise aimable
and direct bar mounted cylinders
Custom configuration shown



linear: 1-tier
shown with Precise Bar-Mounted Aimable Cylinders
SLS1284



linear: 2-tier
shown with crystal rod luminaires
S1B48K-JR181212-RP15



linear: 2-tier
shown with etched chiclet clusters
S1B48K-JR181212-HC02



tandem
shown with etched chiclet luminaires
S1G48K-JR180606-RP02



zig zag
shown with precise direct mount
cylinders and wings luminaires
Custom configuration shown




zig zag
shown with etched
chiclet luminaire combo
S1K36K-JR180612-SC02



zig zag
shown with precise bar-mounted
duplex cylinder luminaires
SLS0159



surface mount
shown with precise 3- and
6-cell bar-mounted and
suspended aimable luminaires
SLS1152



surface mount
shown with precise direct mount and
suspended aimable cylinder luminaires
Custom configuration shown



freeform
shown with monoline™ crystal
cylinder luminaires
SLS1150




tri-bar: 4-tier
shown with monoline™ half-etched spheres
S1D48K-JC06XX18-CL03




tri-bar: 1-tier
shown with branch luminaires
SLS1165



tri-bar: 1-tier
shown with etched
chiclet luminaires
S1C24K-JR18XX28-RP02



tri-bar: 4-tier
shown with crystal
chiclet luminaires
S1D36K-JR18XX12-RP01





triangle truss
Shown with Power Precise Direct Mount Cylinders w/Bell Reflectors and Power Precise Direct Mount Cylinders
SLS1144



flat truss
shown with with power precise cylinders with bezel and glass cone shade trims
SLS1474



gridscape
shown with monoline™ domed ball luminaires
SLS1141



triangle truss
shown with power precise direct mount cylinders and monoline™ thin cylinder luminaires
SLS1145

offset ring horizontal matrix
shown with with ladder lights
SLS0162



offset rings
shown with etched rod luminaires
S1T01K-RC066828-RP16



double ring
shown with crystal oval luminaires
S1F38K-SC06XX12-RP04



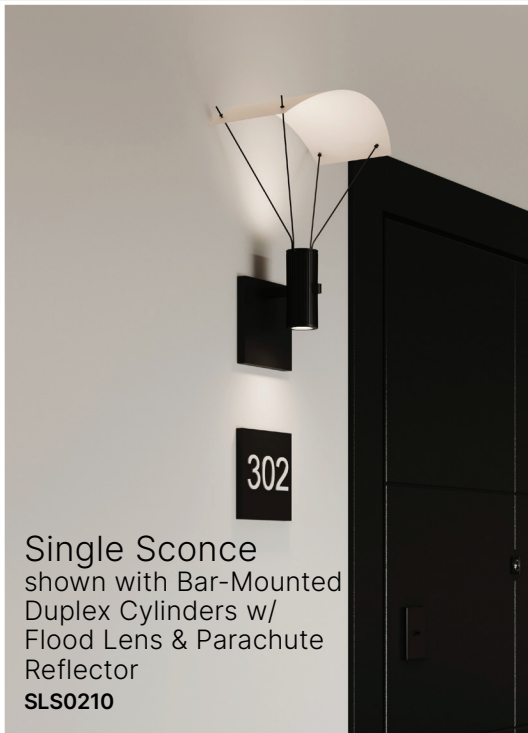
single ring
shown with calla luminaires
SLS1169



wall-mounted
shown with mezzaluna and precise
bar-mounted aimable cylinder luminaires
SLS1154



Single Sconce
shown with
Bar-Mounted Duplex
Cylinders w/Glass
Drum Diffusers
SLS0217



Single Sconce
shown with Bar-Mounted
Duplex Cylinders w/
Flood Lens & Parachute
Reflector
SLS0210



wall-mounted
shown with mezzaluna luminaires
Custom configuration shown

double rod decorative luminaires

All with warm white color temperature (3000K) and 90CRI minimum.



Crystal Chiclet
1DXXXRP01K
Clear Ribbed Seeded Crystal



Etched Chiclet
1DXXXRP02K
Clear Etched Glass



Ball
1DXXXRP03K
White Etched Cased Glass



Crystal Oval
1DXXXRP04K
Clear Ribbed Seeded Crystal



Drum
1DXXXRP06K
White Etched Cased Glass



Crystal Teardrop
1DXXXRP08K
Clear Ribbed Seeded Crystal




Reflector
1DXXXRP11K
Die-Cast Aluminum



Wings
1DXXXRP12K
Optical Acrylic



Crystal Double Rod
1DXXXRP13K
Clear Ribbed Seeded Crystal



Etched Double Rod
1DXXXRP14K
Clear Etched Glass



Crystal Rod
1DXXXRP15K
Clear Ribbed Seeded Crystal



Etched Rod
1DXXXRP16K
Clear Etched Glass



White Tapered Bell
1DXXXRP17K
White Etched Cased Glass



Gray Tapered Bell
1DXXXRP18K
Gray Etched Cased Glass

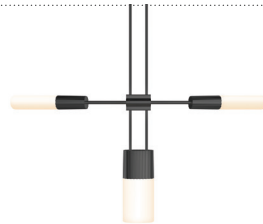


Amber Tapered Bell
1DXXXRP19K
Amber Etched Cased Glass

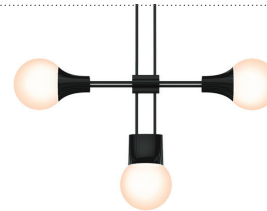
cluster luminaires



Crystal Chiclet Cluster
1DXXXHC01K
Clear Ribbed Seeded Crystal



Etched Chiclet Cluster
1DXXXHC02K
Clear Etched Glass



Ball Cluster
1DXXXHC03K
White Etched Cased Glass



Crystal Oval Cluster
1DXXXHC04K
Clear Ribbed Seeded Crystal

v-line luminaires

V-Line Luminaires available lengths:
16" and 32"


All with warm white color temperature (3000K) and 90CRI minimum.



monoline™ luminaires

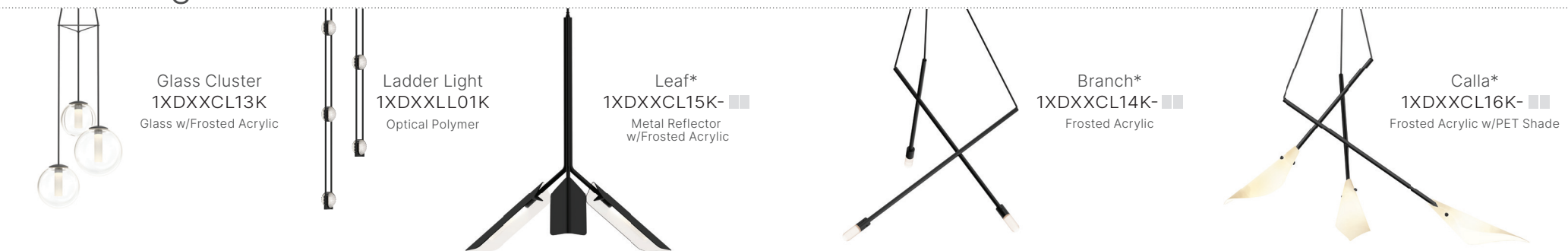
*Only available in:
9" and 18" cord lengths

Monoline Luminaires available cord lengths: 9", 18", 24", 36", 48", 60", 72"



multi-light

*Only available in 9" and 18" cord lengths




bar-mounted light bars



12" Light Bar
1DXXLB12K
Aluminum w/Optical Acrylic
Diffuser



24" Light Bar
1DXXLB24K
Aluminum w/Optical Acrylic
Diffuser



36" Light Bar
1DXXLB36K
Aluminum w/Optical Acrylic
Diffuser

All with warm white color temperature (3000K) and 90CRI minimum.



12" Suspended Light Bar
1DXXLB12K-S
Aluminum w/Optical Acrylic




24" Suspended Light Bar
1DXXLB24K-S
Aluminum w/Optical Acrylic




36" Suspended Light Bar
1DXXLB36K-S
Aluminum w/Optical Acrylic

mezzaluna



Mezzaluna
1DXXCH06K
Aluminum w/Acrylic Light Guide




light guide disk




Light Guide Disk
1DXXRH07K
Aluminum w/Acrylic Light Disk


linear rotational luminaires



9" Linear Rotational
Luminaire
1DXXSR01K-09
Aluminum w/Optical Acrylic



12" Linear Rotational
Luminaire
1DXXSR01K-12
Aluminum w/Optical Acrylic



18" Linear Rotational
Luminaire
1DXXSR01K-18
Aluminum w/Optical Acrylic


All with warm white color temperature (3000K) and 90CRI minimum.

suspenders precise cylinder light engines



Precise Suspended
Cylinder
1DXXRP20K
Aluminum



Precise Single
Cord Cylinder
1DXXCL09K-
Aluminum



Precise Suspended
Aimable Cylinder
1DXXRP21K
Aluminum




Precise Bar-Mounted
Aimable Cylinder
(Blade version)
1DXXRH01K
Aluminum

suspenders **power** precise light engines



Power Precise
Suspended Cylinder
1DXXRP26K
Aluminum



Power Precise Single
Cord Cylinder
1DXXCL12K-
Aluminum



Power Precise Suspended
Aimable Cylinder
1DXXRP27K
Aluminum



Precise Bar-Mounted
Aimable Cylinder
(Double Rod version)
1DXXCH02K
Aluminum



Precise Direct
Mount Cylinder
1DXXCH01K-X
Aluminum



Precise Bar-Mounted
Single Cylinder
1DXXCH01K
Aluminum



Precise Bar-Mounted
Duplex Cylinder
1DXXCH03K
Aluminum



Power Precise
Bar-Mounted Aimable
Cylinder
1DXXRH03K
Aluminum



Power Precise Direct
Mount Cylinder
1DXXCH04K-X
Aluminum



Power Precise
Bar-Mounted Cylinder
1DXXCH04K
Aluminum




Power Precise
Bar-Mounted
Duplex Cylinder
1DXXCH07K
Aluminum

suspenders precise sphere light engines



Precise Suspended
Tall Cylinder
1DXXRP22K
Aluminum



Precise Single Cord
Tall Cylinder
1DXXCL10K-
Aluminum



Precise Suspended
Aimable Sphere
1DXXRP25K
Aluminum



Precise Bar-Mounted
Aimable Sphere
1DXXRH02K
Aluminum



Power Precise
Suspended Cube
1DXXRP28K
Aluminum



Power Precise Sus-
pended Aimable Cube
1DXXRP29K
Aluminum



Power Precise Bar-
Mounted Aimable Cube
1DXXRH04K
Aluminum



Power Precise Direct
Mount Cube
1DXXCH05K-X
Aluminum

suspenders precise cell light engines



Precise Suspended
Aimable 3-Cell
1DXXRP23K
Aluminum



Precise Suspended
Aimable 6-Cell
1DXXRP24K
Aluminum



Precise Bar-Mounted
Aimable 3-Cell
1DXXRH05K
Aluminum



Precise Bar-Mounted
Aimable 6-Cell
1DXXRH06K
Aluminum



SEE THE LIGHT THE NEW YORK DESIGN CENTER: 200 Lexington Ave., NYC 10016, Suite 201
DALLAS MARKET CENTER: 2100 Stemmons Freeway, Dallas, TX 75207, TM 4804

www.sonnemanlight.com

©2023 SONNEMAN - A Way of Light